

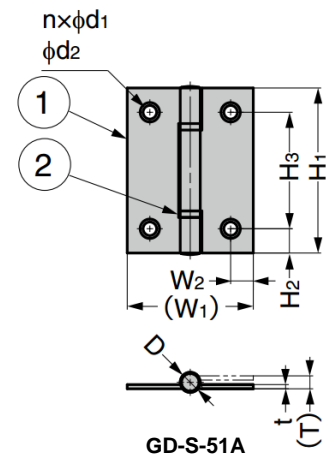
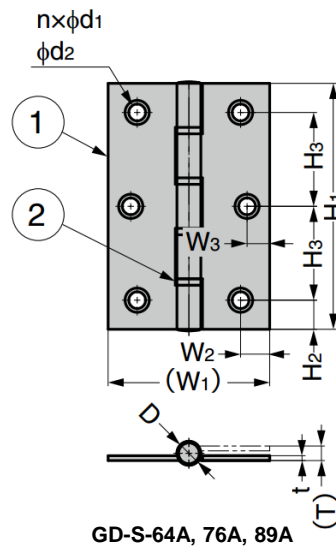
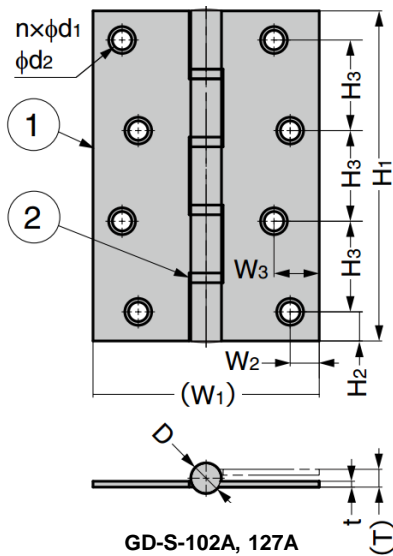
GD-S-A Stainless Steel Butt Hinge

Parts Included

- Countersunk head wood screw (SUS)

Material

- Body: Stainless steel 304, satin finish
- Washer: PA



Part No.	H ₁	H ₂	H ₃	W ₁	W ₂	W ₃	D	t	T	d ₁	d ₂	Knuckles	Washer	Holes	Screw	Load Capacity (per pair)	
GD-S-51A	51	7.5	36	39	7	-	6.2	1.3	4	4.2	6	3	2	4	2.7 x 16	78 N	8 kg
GD-S-64A	64	7	25	42.5	8	6				5	7				3.1 x 16	98 N	10 kg
GD-S-76A	76	9	29	50	9	7	7.4	1.5	4.5	5.2	7.5	5	4	6	3.5 x 22	137 N	14 kg
GD-S-89A	89	10.5	34	56.5	10.5	7.5	9.1	5.5	5.4	8.3	196 N				20 kg		
GD-S-102A	102	9	28	70	9	14	9.5	1.8	6	6	9	5	4	8	3.8 x 25	226 N	23 kg
GD-S-127A	127	11	35	82	10.5	16									11.3	6	4.1 x 25